




- The Hyundai water cooled, 4 cylinder, 2,540cc engine is an electric start (remote start function available).
- The generator comes ATS prepared, so can easily be connected to an automatic transfer switch if required.
- A 77L fuel tank allows the generator to run for 23 hours (at 50% load) before refuelling.
- Slow running at 1500rpm, means that engine noise levels are at a minimum whilst machine life is extended compared to higher rpm diesel generators.
- Brushless AVR alternators deliver a smooth power output, suitable for both sensitive electrical equipment as well as more general white goods.
- The generator is suitable for domestic and small business use.
- The digital control panel gives instant visibility for oil level & pressure, water temperature, battery charge levels and low running on engine.
- There is an emergency stop function for immediate disable.
- Service or maintenance activity is easily accessed via the large doors of the weather-proof canopy.

GENERATOR SET	MAX POWER (kW / kVA)	18 / 22.5
	RATED POWER (kW / kVA)	16 / 20
	FREQUENCY (Hz)	50
	VOLTAGE (V)	230
	MAX / RATED CURRENT (A)	78 / 69
	CONTROLLER	IL-NT MRS 10
	ATS PORT	INCLUDED
	FUEL TANK (L)	77
	BATTERY (Ah)	1 X 12V-54AH
	RUNTIME (hrs) @ 50% / 100%	23 / 13
ENGINE	NOISE LEVEL @ 7m 50% LOAD (dB)	68
	ENGINE MODEL	HY490
	RPM	1500
	DISPLACEMENT (cc)	2,540
	SPEED REGULATION	MECHANICAL
	STARTING METHOD	ELECTRIC
	OIL CAPACITY (L)	15
	No. OF CYLINDERS	4
ALTERNATOR	COOLING	WATER
	ALTERNATOR	184F
ALARMS	VOLTAGE REGULATION	AVR / BRUSHLESS
	LOW OIL PRESSURE	YES
	LOW BATTERY VOLTAGE	YES
	HIGH WATER TEMPERATURE	YES
	LOW OIL LEVEL	YES
	LOW ENGINE SPEED	YES
	EMERGENCY STOP	YES
LOGISTICAL DATA	NET WEIGHT (kg)	760
	ON SITE FORKLIFT REQUIRED	NO
	DIMENSIONS L X W X H (mm)	1900 X 900 X 1100



### MEASUREMENTS

GENERATOR VOLTAGE  
GENERATOR CURRENT  
GENERATOR FREQUENCY  
POWER FACTOR  
OIL PRESSURE  
COOLANT TEMPERATURE  
BATTERY VOLTAGE  
ENGINE ROTATING SPEED  
ENGINE HOURS RUN

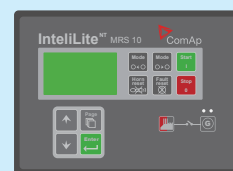


### BREAKER

MCB (0~125A)  
MCCB (125~1000A)

### POWER OUTPUT AREA

TERMINALS U.V.W.N.PE  
3 X SINGLE PHASE SOCKETS



### MRS 10

MANUAL AND REMOTE  
START CONTROLLER




### MRS 16

MANUAL AND REMOTE  
START CONTROLLER WITH  
SUPPORT FOR EFI ENGINES

SSP Accessories	SSP
Battery Charger (Included as Standard with an ATS)	£55
2m Flexible Exhaust Extension	£55
Three Way Valve for External Tank (Pair)	£160
Water Heater (Fitted)	£220
Remote Monitoring System (Ethernet)	£399
Remote Monitoring System (GSM)	£599

	MRS10	MRS16
PIN PASSWORD	YES	YES
RS232/485 INTERFACE	OPTIONAL	OPTIONAL
FAULTS REPORT	NO	YES
MULTI-LANGUAGE FUNCTION	YES	YES

### RECOMMENDED SPARE PARTS



REF.	SPARE PARTS NAME	QTY
	AIR FILTER CORE	1
	OIL FILTER ELEMENT	1
	TURBO OIL FILTER ELEMENT	-
	FUEL FILTER ELEMENT	1

### OPTIONAL ACCESSORIES



REF.	ACCESSORIES NAME	QTY
	ATS BOX & 30m CABLES: ATS1-100A	1
	WATER HEATER 1000W	1
	INTELLIGENT BATTERY CHARGER 12V	1
	24 HOURS FUEL TANK	1

\* Product might be different from pictures shown

\* Specifications might vary as continuous product development